

# Living Under Blue Skies

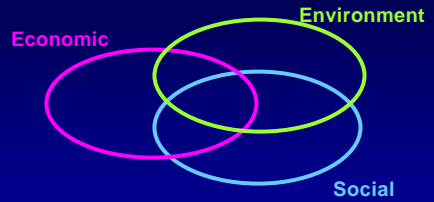
## Power and Transport Infrastructure in the Pearl River Delta

12 May 2005

Presented by Mr Fred Brown,  
Chief Executive, The MVA Group




### Circles of Sustainability



**BALANCED HOLISTIC APPROACH**




### Sustainability in the PRD



**ECONOMIC DEVELOPMENT  
HISTORICALLY FIRST AND FOREMOST**



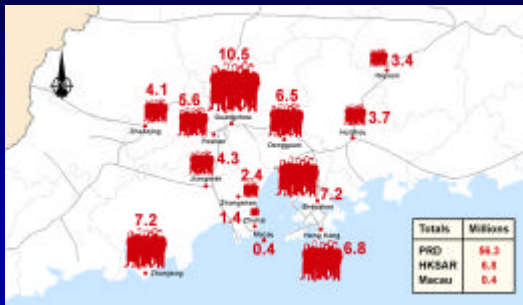
### Urbanisation of the Pearl River Delta



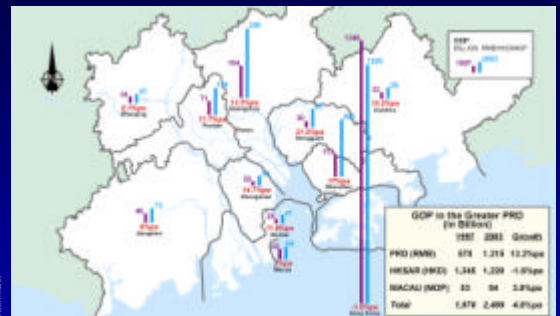
**UNPRECEDENTED ECONOMIC GROWTH  
BUT  
A DICKENSIAN ENVIRONMENT**



### Existing Population in PRD



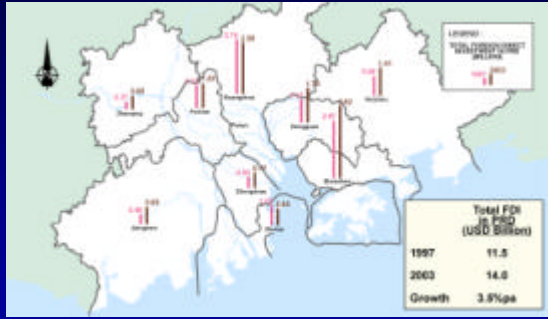
### Growth in GDP in PRD



GDP\_P04\_TABLE 2/21



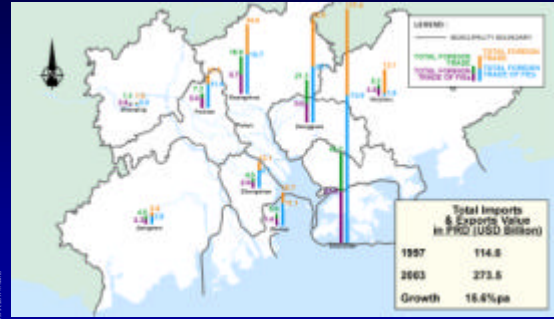
## Foreign Direct Investment in PRD (2003)



FDI P167, TABLE 16-24



## Imports and Exports in PRD



VALUE OF I/E, P467, TABLES 16-12 & 16-13 (2003)  
P468, TABLES 16-9 & 16-10 (1997)

© Copyright MVA Hong Kong Limited 2005



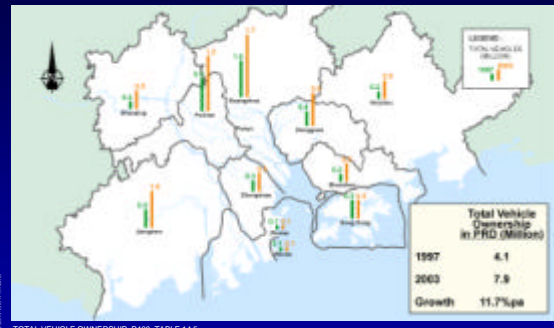
## Guangdong Development Trends



© Copyright MVA Hong Kong Limited 2005



## Growth in Total Vehicle Ownership in PRD



TOTAL VEHICLE OWNERSHIP, P408, TABLE 14-6

© Copyright MVA Hong Kong Limited 2005



## Growth in Passenger Vehicles Ownership in PRD

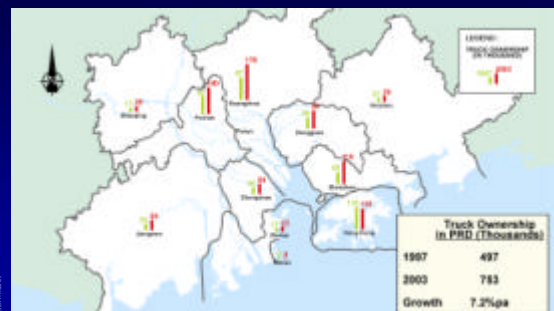


PASSENGER VEHICLES, P423, TABLE 14-6

© Copyright MVA Hong Kong Limited 2005



## Growth in Truck Ownership in PRD



TRUCK OWNERSHIP P408, TABLE 14-6 (2003)  
P423, TABLE 14-6 (1997)

© Copyright MVA Hong Kong Limited 2005



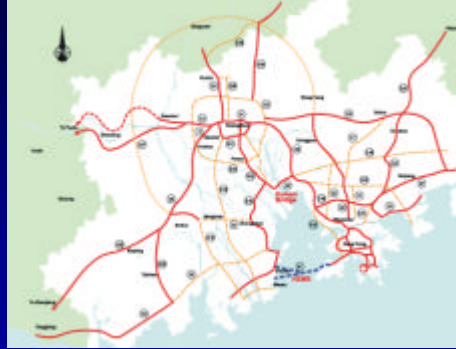
## Superhighways



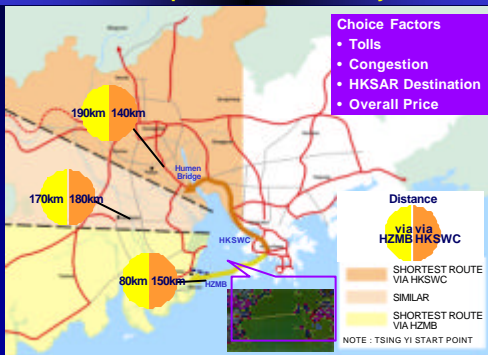
- Roads to Ports
- Inter-urban Links
- Expanding the PRD Inland



## Existing and Future Expressway Network in PRD



## HZMB : Comparison of Distance by Road



## Policy Issues : Vehicle Quotas

- Cross Boundary Vehicle Licensing and Quota System
  - Private Car
  - Coach
  - Taxi / Hire Car
  - Goods Vehicle
- CIQ Processing Time and Convenience
- Public Transport Interchange
  - Multimodal
- Travel Restrictions
  - Being Relaxed

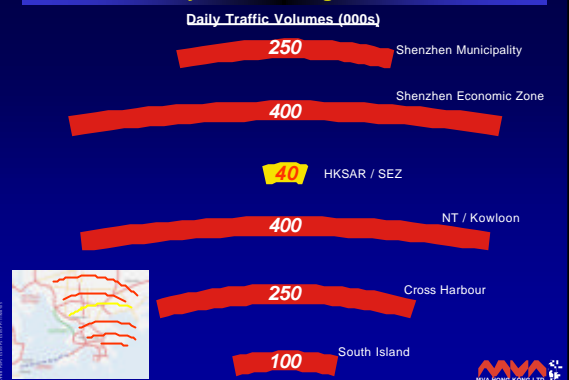


## Policy Issues : Private Car

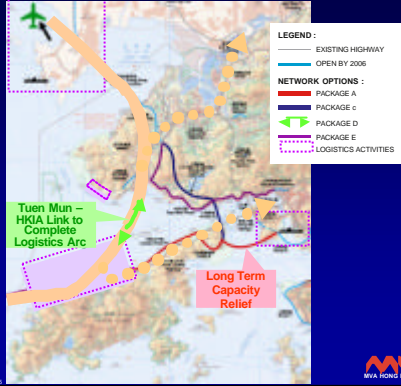
- Restricted in Number by Quota System
- Only 2% of Cross Boundary Passenger Travel Compared to 20% in HKSAR and 25% in PRD Cities
- Traffic and Environmental Impacts Generally and in Particular HKSAR and Macau
- Similar Issues for Taxi / Hire Car



## Boundary as a Strategic Constraint



## Strategic Road Development



## Public Transport in HKSAR



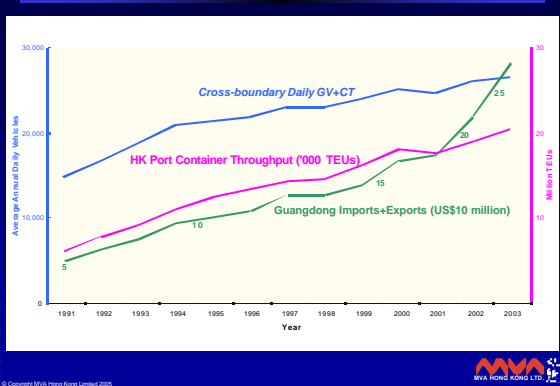
## Existing and Future Expressway Network in PRD



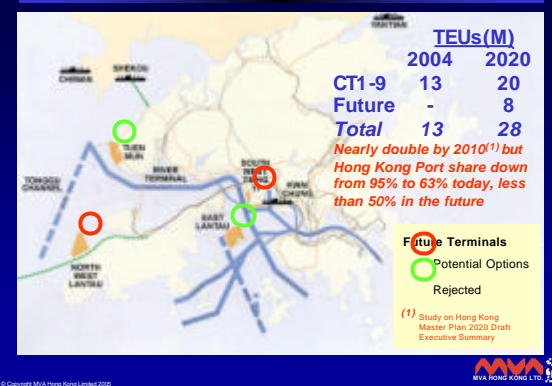
## PRC Ports



## Cross Boundary Daily Goods Vehicles and Port Throughput



## Port Development 2020



## Airports in Pearl River Delta



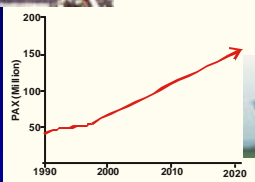
## Hong Kong International Airport



## Airports in Pearl River Delta



	Pax % per Annum	
	1985-99	1999-2014
PRD	11	10 or more
Hong Kong	9	6



**PRD AVIATION MARKET IS 75M TODAY AND COULD BE 150M BY 2020**

## Vehicle Growth in PRD (Millions)

	PRD			HKSAR
	1997	2003	%p.a.	2004
Passenger Vehicles	3.8	7.0	20%	0.4
Goods Vehicles	0.5	0.8	7%	0.1
<b>Total</b>	<b>4.5</b>	<b>7.9</b>	<b>12%</b>	<b>0.5</b>

**SIMPLE EXTRAPOLATION INDICATES DOUBLING / TREBLING IN 10 TO 15 YEARS IMPLYING MAJOR INFRASTRUCTURE REQUIREMENTS HUGE ENVIRONMENTAL IMPLICATIONS**

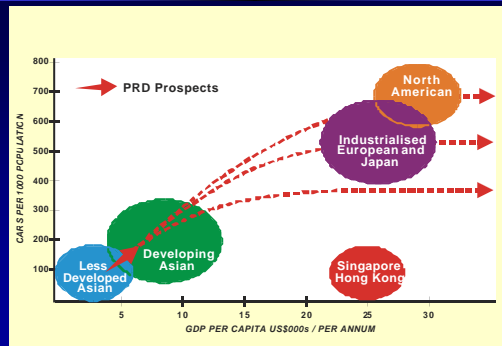
## Transport Environmental Impacts

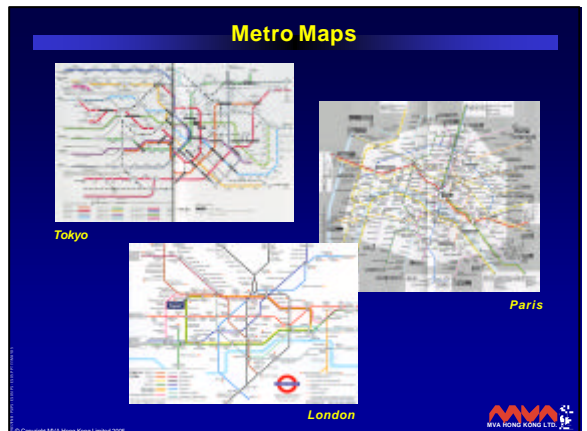
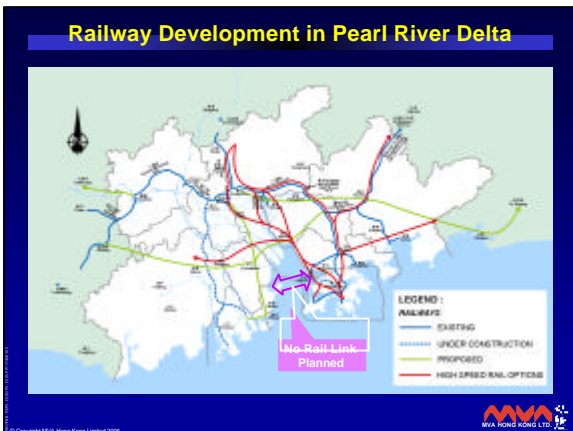
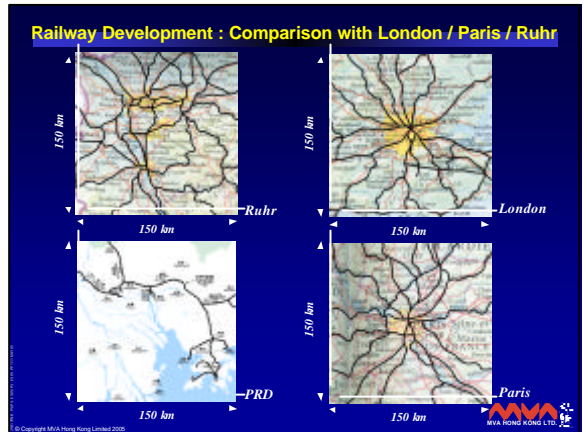
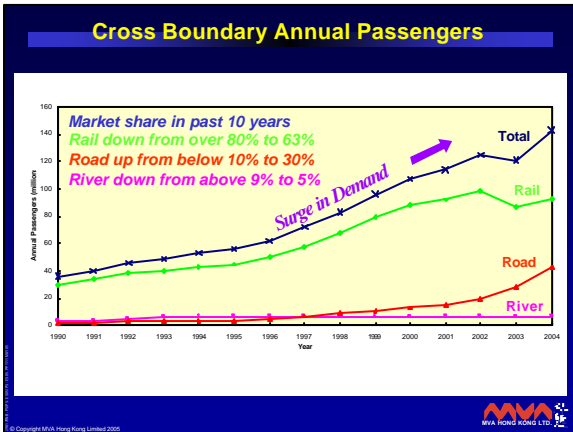
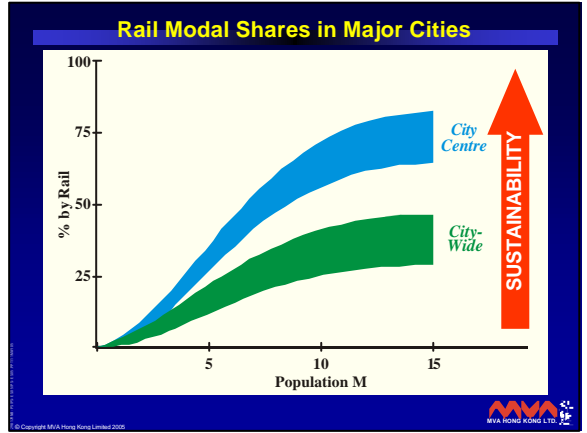
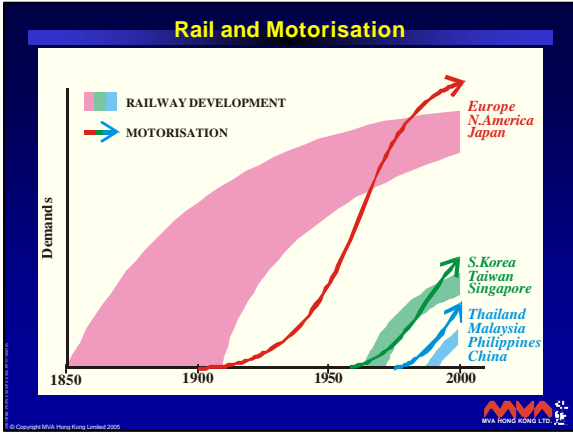
- **SPACE** – loss of land, sea, coast
- **LANDSCAPE** – natural and built environment
- **HABITAT** – human, flora and fauna
- **PHYSICAL** – pollution of air, noise, water and land

by

**INFRASTRUCTURE AND OPERATIONS**

## Car Ownership and GDP / Capita



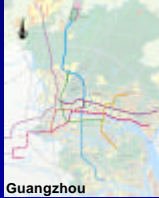


## Railway Network Development in PRD

Shenzhen



Hong Kong



Guangzhou

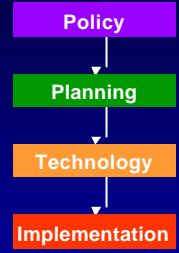


Macau



## Pan Pearl Environmental Development

- Modal Policies/User Pays
- Integrated Land Use/Transport Strategies
- Standards and Guidelines
- Management & Enforcement



**PAN PEARL COORDINATION STARTING IN THE PRD AND GUANGDONG**



## Integrated Development in the PRD



*Thank You*

**AN INTERLINKED SOCIO-ECONOMIC CHAIN BUT ONLY ONE SHARED ENVIRONMENT**

